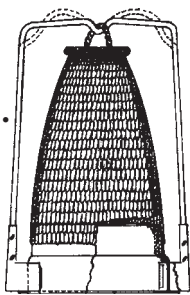


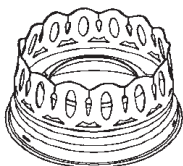
ALADDIN[®] MODEL NO. 11 EXPLODED VIEW PARTS LIST

Sold from September 1922 to May 1928.

N146 Kone Kap
Mantle fits
Models 3 thru 11.



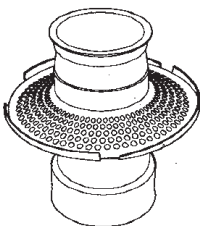
Model 11 Oil
Lamp Gallery
(No longer
available).




Model 11 Flame
Spreader
(No longer available)



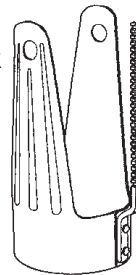
Model 11 Outer
Wick Tube
(No longer
available)



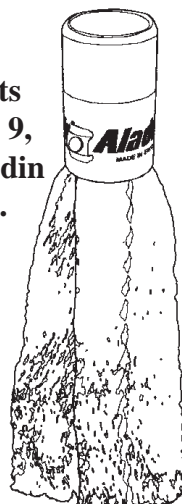
Model 11 Burner
Base
(No longer
available)



Model 11 Wick
Raiser
(No longer
available)



N198 No. 11
Wick also fits
Models 7, 8, 9,
and 10 Aladdin
Oil Burners.



Chimney is
12 1/2 inches
Tall with
2 5/8 inch
bottom
Fitter.

R910 Aladdin
Heel-less Glass
Chimney fits
Models 1 thru 11
Aladdin Oil
Lamp Burners.

Lighting The World, Since 1908

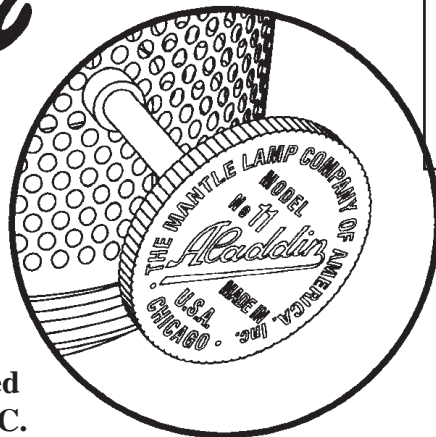

Model 11 Burner Assembly
shown complete with burner,
mantle and chimney.

R111 Wick Trimmer
cleans all Aladdin
one inch wicks.

Shown left is face of Model No. 11 Wick
Raiser Knob. When ordering parts for
your Aladdin, always give your lamp's
Model number.

Aladdin Mantle Lamp Company
681 International Blvd.
Clarksville, TN 37040, USA
Tel: 800-457-5267 FAX: 931-647-4517
www.aladdinlamps.com
e-mail: sales@aladdinlamps.com

March 2008



ALADDIN and LOX-ON are registered
trademarks of Aladdin Industries, LLC.